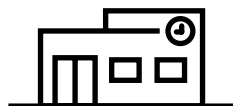



# REGIONAL WESTERN AUSTRALIA


## ESTIMATED SCHOOLING COSTS IN 2019



SCHOOL STAGE	PRIMARY	SECONDARY
<b>GOVERNMENT SCHOOLS</b>	<b>\$</b>	<b>\$</b>
TUTION FEES	144	553
UNIFORM	227	297
DEVICES	310	1116
EXCURSIONS	155	516
CAMPS	443	650
TRANSPORT	461	168
SPORTS APPAREL	135	368
MUSIC INSTRUMENTS	250	205
EXTRA TUITION	498	445
<b>TOTAL</b>	<b>2623</b>	<b>4318</b>



CATHOLIC SCHOOLS	\$	\$
TUTION FEES	1498	4036
UNIFORM	538	374
DEVICES	310	1530
EXCURSIONS	410	373
CAMPS	179	228
TRANSPORT	283	352
SPORTS APPAREL	155	549
MUSIC INSTRUMENTS	244	557
EXTRA TUITION	788	439
<b>TOTAL</b>	<b>4405</b>	<b>8438</b>



PRIVATE / INDEPENDENT SCHOOLS	\$	\$
TUTION FEES	2732	4624
UNIFORM	410	365
DEVICES	735	1218
EXCURSIONS	155	363
CAMPS	155	276
TRANSPORT	674	888
SPORTS APPAREL	103	350
MUSIC INSTRUMENTS	649	606
EXTRA TUITION	136	70
<b>TOTAL</b>	<b>5749</b>	<b>8760</b>

Notes: 1) ASG has endeavoured to provide a reasonable basis for planning, however no allowance has been made for the possibility that GST may be applied to education fees. These figures have been rounded.  
2) These figures are estimates of future long-term costs and are provided as a guide only. ASG cannot guarantee that they will represent the actual costs of education for a particular child.

ASG is a member owned organisation dedicated to supporting children's education. We have been helping parents plan for their children's education for more than 40 years.

For additional information, please contact ASG Media Relations  
Phone: 03 9276 7777 Email: [media@asg.com.au](mailto:media@asg.com.au)

Australian Scholarships Group Friendly Society Limited  
ABN 21 087 648 879 | AFSL No. 236665 | FSP 53922

Australian Credit Licence No. 236665  
Registered office: 23-35 Hanover Street Oakleigh Vic 3166

## HOW ASG EDUCATION COSTS ESTIMATES ARE CALCULATED

<b>ASSUMPTIONS</b>	These figures assume that a child will attend a preparatory program (Prep) as the first year of a further 12 years of formal schooling.
<b>SCHOOL SECTORS</b>	The school sectors are defined as per the education convention for school funding and reporting (NRS/ABS /Productivity Commission). Schools can be differentiated by their affiliation, ownership and management, and are presented as two broad categories: <b>Government schools</b> that are owned and managed by State and Territory governments and <b>Non government schools</b> (including Catholic or Independent schools) that are owned and managed by non government establishments. These schools have associations with religious (denominational; eg. Church of England, Presbyterian, Methodist, Catholic, Lutheran, Jewish, Islamic) or secular bodies (philosophical beliefs), or are entirely independent and have values maintained by the school.
<b>SOURCE</b>	Estimates of school tuition costs were based on Monash University's research and analysis of public data related to schooling fees – <i>The Good Schools Guide</i> and the My School website. ASG conducted a broad membership survey of approximately 43,000 members in Nov-Dec 2018. The online survey captured the views of 2,262 members' perception about the cost and quality of education. The survey covered costs beyond school fees for children attending primary and secondary schools across Australia.
<b>METHODOLOGY</b>	Data was collected in late 2018. ASG consumer survey data on ancillary costs was augmented by Monash University's analysis of publicly available data on school tuition fees and costs. This data on tuition fees was generated by Monash University using a purposive sample of 700 schools – implemented to ensure that there was a mix of schools included from across school sectors, including from metropolitan and regional settings across States and Territories in the sample. The consolidated research revealed the variability of costs in education and illustrated the range and differences, across school types and locations. Inflation dimensions related to trends in the Australian Consumer Price Index (CPI) were applied for the projection of schooling costs over time.
<b>EDUCATION COSTS DATA</b>	National and state education costs estimates are available from ASG's website – <a href="http://www.asg.com.au">www.asg.com.au</a> ASG encourages parents to estimate the future costs of their children's education using ASG's Education Costs Calculators – <a href="https://www.asg.com.au/calculator/cost-of-education-calculator">https://www.asg.com.au/calculator/cost-of-education-calculator</a> ASG provides the media with the estimated 2019 school costs and the total costs of schooling for a child born or commencing school in 2019. This information is available at: <a href="http://www.asg.com.au/edcosts">www.asg.com.au/edcosts</a> . NOTE: A broad indication of the growth in costs is not a forecast of future growth in costs.
<b>ESTIMATED COSTS</b>	Estimated costs for tuition have been calculated based on the annual median costs. The median costs used a group of schools in the calculations rather than the mean fee (an ordinary average) as used in previous years. The median is seen to be more typical of the fees for any group of schools. The ancillary costs derived from the ASG Survey are expressed as weighted averages of the median costs identified by survey respondents.
<b>TUITION FEES</b>	The estimates of fees for Government, Catholic and Independent schools are based on a sample of schools constructed by Monash University using data from the <i>The Good Schools Guide</i> available online <a href="http://www.goodschools.com.au/">www.goodschools.com.au/</a> . Government schools do not charge tuition fees but rather publicly report parents' contributions for a range of costs. These are generally not reported in the <i>Good Schools Guide</i> . However, the Commonwealth Government's My School website ( <a href="http://www.myschool.edu.au">www.myschool.edu.au</a> ) reports the average parent contribution per student by school including for government schools. The latest data on My School are for 2017 and this was used for government schools.
<b>ANCILLARY COSTS</b>	These costs include items or activity costs appropriate to the stage of schooling for each child such as digital devices, external tuition, uniform, transport, excursions, camps, sports equipment, music, performing arts etc. Some categories were statistically insignificant (boarding costs etc.). The estimates of ancillary costs are based on the survey of 43,000 members (approx. 81,629 total membership) carried out by ASG late in 2018. The survey respondents were all ASG members, 2,262 members responded to the survey. This response rate implies the probability of error in the estimates due to chance. A further issue is that members who did not respond to the survey might have had different ancillary costs to those who did respond. Where non-respondents to a survey differ from those who do the results may be biased from the underlying true result. It is not possible to estimate the size of these possible errors. Overall the estimates of the annual ancillary costs from the survey should be considered as illustrative and not necessarily an accurate indication of the average expenditures of members of ASG.
<b>EXTRA TUITION</b>	Annual cost for outside tuition or coaching.
<b>DEVICES</b>	Computer hardware and software (e.g. desktop computer and/or laptop, tablets, software etc.) and internet service costs at home and/or at school.
<b>EXCURSIONS</b>	Annual cost associated with school excursions.
<b>CAMPS</b>	Annual costs for school camps.
<b>TRANSPORT</b>	Items such as car travelling expenses (calculated on the basis of travel for one child), public transport tickets and school buses to travel to and from school.
<b>UNIFORM</b>	School-related special clothing requirements, basic school uniform – summer and winter, blazer, shoes, appropriate to the stage of schooling for each child.
<b>SPORTS APPAREL</b>	Annual costs for sports uniforms, apparel and equipment.
<b>MUSIC INSTRUMENTS</b>	Annual spend on musical instruments and associated performing arts related equipment.
<b>INDEXATION</b>	For summary sheets with estimates for future costs cost estimates are adjusted as follows: TUITION FEES: Future changes in fees cannot be accurately predicted by ASG or anyone else. Private school fees rose much faster than the general measure of prices - the All Groups Consumer Price Index (CPI) - early this decade, but not so much faster recently. To illustrate possibilities in the face of price uncertainty we have used 3.1% inflator for the Primary tuition fee and 3.7% inflator for the Secondary tuition fee. NOTE: Neither of the sets of estimates of fees should be regarded as predictions of what will happen, but they may help you in making judgements about the future. OTHER SCHOOL RELATED COSTS (ANCILLARY COSTS): Costs have been changing at varying rates. School clothing and computing costs have actually been falling and several items increasing at less than the CPI. Future school related costs have been indexed using the rate of 2.5% per annum as for the All Groups CPI, a figure assumed by the Commonwealth Treasury future projections of the All Groups CPI.
<b>WEIGHTING</b>	For primary and secondary school costs, the median cost for tuition was calculated. For the ancillary costs a mid-point of the range (median) was used, then weighted averages.

ASG is a member owned organisation dedicated to supporting children's education. We have been helping parents plan for their children's education for more than 40 years.

For additional information, please contact ASG Media Relations  
Phone: 03 9276 7777 Email: [media@asg.com.au](mailto:media@asg.com.au)

Australian Scholarships Group Friendly Society Limited  
ABN 21 087 648 879 | AFSL No. 236665 | FSP 53922  
Australian Credit Licence No. 236665  
Registered office: 23-35 Hanover Street Oakleigh Vic 3166